



ORDERING CODE

Example:

ZP=Zettler standard series

AP=Customized series

HP=High Performance series

DP=DC-DC

L=Chipset identifier

Output Power (W)

03=3W

20=20W

Output Type

S=Single Output

D=Dual Output

T=Triple Output

First Output Voltage

05=5V, 12=12V

Second Output Voltage

06=6V, 12=12V

00= No Second Output

Input AC Voltage Range

W=Wide Voltage Input


H=High Voltage Input ($\geq 165VAC$)

L=Low Voltage Input ($< 165VAC$)

Case Dimension

A: A Type case

B: B Type case...



FEATURES

- PCB mounted switching Power module
- AC input voltage range: 90VAC~264VAC
- DC input voltage range: 100VDC~370VDC
- Ambient temperature range: -25°C~50°C
- Storage temperature range: -25°C~85°C
- Leakage current (input :264VAC): <0.3mA
- Isolation voltage: input –Output $\geq 3000\text{VAC}$ 60S
- Insulation Resistance: Input –Output $500\text{VDC} \geq 100\text{M Ohms}$
- MTBF: 300Khrs Min MIL-HDBK-217F (25°C)
- Compact size, easy installation
- High efficiency low standby Power consumption, green environmental protection function
- Built-in output over current protection, over-voltage protection, short circuit protection
- Built-in EMI filter components, comply with the EN55032 class B standard
- Class II Construction

APPLICATIONS

This series could be widely applied in the LED, light control, Instrument, smart home and other home appliances.

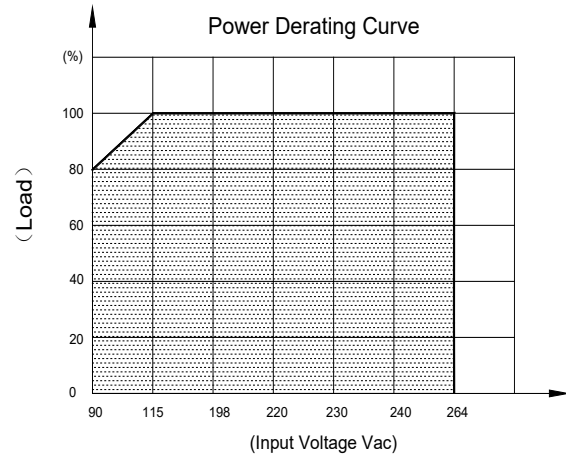
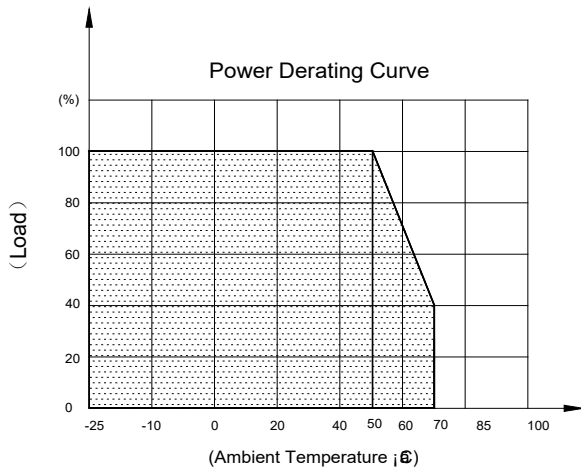
MODEL LIST

Model No.	Output Power	DC Voltage	Rated Current	Efficiency 230VAC, % Typ.	Ripple&Noise (max)	Ambient TEMP(°C)	Weight
ZPL20S0500WL	20W	5Vdc	4000mA	80%	<200mV	50	62.5g
ZPL20S1200WL	20W	12Vdc	1666mA	85%	<200mV	50	62.5g
ZPL20S1500WL	20W	15Vdc	1330mA	85%	<200mV	50	62.5g
ZPL20S1800WL	20W	18Vdc	1111mA	85%	<200mV	50	62.5g
ZPL20S2400WL	20W	24Vdc	833mA	85%	<200mV	50	62.5g

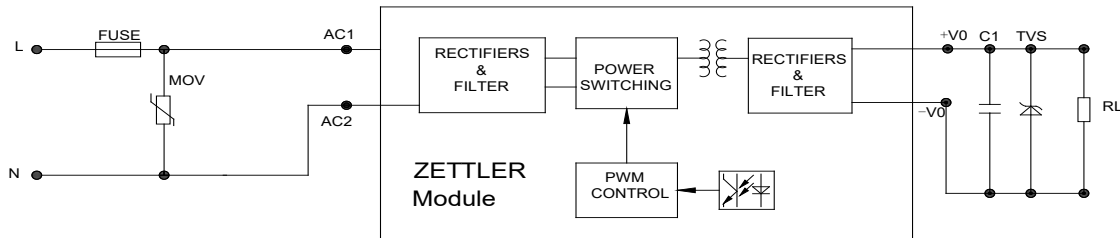
ELECTRICAL SPECIFICATION

Model No.		ZPL20SXX00WL		
Input	Rated Voltage	100~240VAC		
	Voltage Range	90-264VAC or 100~370VDC		
	Frequency (Hz)	47-63 Hz		
	Current (Full load)	115VAC	230VAC	
		500mA	300mA	
	Inrush Current (<500us)	20A	40A	
	No Load Loss	0.3W Max @230VAC		
HOT PLUG	Unavailable			
Output	Voltage (V)	Refer to "Model List"		
	Current (mA) max.	Refer to "Model List"		
	Voltage Accuracy	±3%		
	Line Regulation	±1.5%		
	Load Regulation	±1.5%		
	Minimum Load (mA)	0		
	Ripple & Noise	Refer to "Model List"		
	Efficiency (typ.)	Refer to "Model List"		
	Set-up Time	253ms/230VAC,169ms/115VAC		
	Hold up Time	76.9ms/230VAC ,13.6ms/115VAC		
Protection	Over Current Protection	Hiccup mode		
	Short Circuit Protection	Hiccup mode		
Environment	Operating Temperature	-25°C...+50°C @Free air convection		
	Operating Humidity	20~90% RH (No Condensing) at full load		
	Storage Temperature	-25°C~85°C		
	Storage Humidity	10~95% RH		
	Temperature Coefficient	±0.05%/°C (0~50°C)		
Physical	Case Material	Plastic (UL 94V-0 rated)		
	Weight	62.5g (REF.)		
Safety & EMC	Dielectric Strength	I/P-O/P : 3000VAC		
	Safety Standards	Compliance With UL/EN62368-1		
	EMI	Compliance With EN55032, CLASS B EN61000-3-2, EN61000-3-3	Need to add external EMC component (Refer to the Schematic)	
	EMS (Noise Immunity)	Compliance With EN 55035		
Reliability Requirement	MTBF	300Khrs Min MIL-HDBK-217F (25°C)		
	Burn-In Test	The unit shall be burned in for 2~4 Hours under 264Vac input and DC with full load at 25°C		

PRODUCT CHARACTERISTIC CURVE



TYPICAL APPLICATION SCHEMATIC



ITEM	MOV	FUSE
1~2W	14D561K	1A/250V
3-10W	14D561K	2A/250V
10~20W	14D561K	3.15A/250V

Note: External circuit components are only recommendations, customers should choose their own components and values according to their specific system application requirements.

MECHANICAL SPECIFICATION

